

Cabinet Plywood

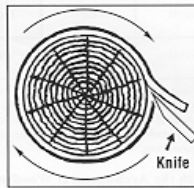
Cabinet plywood, also called Fancy plywood, is usually veneered with good-looking hardwood veneers, such as red oak, ash, white oak, birch, maple, teak, sapele, cherry, beech, walnut and so on. Fancy plywood is much more expensive than common commercial plywood. Generally speaking, the fancy face/back veneers (outer veneers) are about 2~6 times as expensive as common hardwood face/back veneers (such as red hardwood veneers, Okoume veneers, Red Canarium veneers, poplar veneers, pine veneers and so on). In order to save costs, most of customers require only one side of plywood to be faced with fancy veneers and the other side of plywood to be faced with common hardwood veneers.



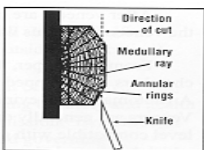
Veneers

Usually, fancy veneers are natural wood. But artificial (man-made) fancy veneers (also called engineered wood veneers) are also available. Artificial fancy veneers look similar to natural wood veneers.

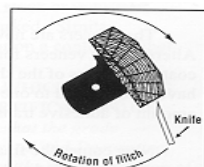
There are a number of different ways in which hardwood veneer may be cut from the log. Depending on the manner in which a log is cut, strikingly different visual effects can be achieved with the wood's grain and characteristics.



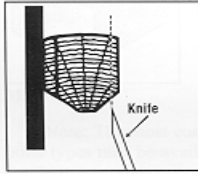
1. Rotary - Rotary veneer is produced by centering the log in a lathe and turning it against a broad cutting knife which is set into the log at a slight angle. Rotary cut veneer can be sufficiently wide to provide full sheet (one piece) faces.



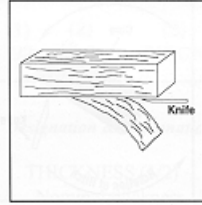
2. Plain Slicing (Flat Cut) - Plain sliced veneer is veneer sliced parallel to the center of the log to achieve flat-cut veneer. The cathedrals are formed by the inner most annual growth rings as the veneer is cut through the flitch.



3. Half-Round Slicing - Half-round slicing is cutting on an arc roughly parallel to the center of the log to achieve flat-cut veneer. The cathedrals can have more rounded tops since the grain is formed by the inner most growth rings as the veneer is cut through the flitch.



4.Quarter Slicing - Quarter slicing achieves a straight grain appearance by slicing perpendicular to the annual growth rings.



5.Lengthwise Slicing - A board of flat sawn lumber is passed flat over a stationary knife. As it passes, a sheet of veneer is sliced from the bottom of the board. This produces a variegated figure.

Dimension & specifications

Product Description

Red Oak/ Maple/ Cherry/ Teak/ Hickory/ Alder / Mahogany/ fancy Plywood

Surface veneer type: P/S or WPF

- 1) Face/back: Red Oak/ Maple/ Cherry/ Teak/ Hickory/ fancy Plywood
- 2) Core: Poplar, Hardwood,Blockboard, MDF
- 3) Glue: interior
- 4) Thickness: 2.4mm-40mm
- 5) Size: 1220mm x 2440mm
- 6) Grade: USA ANSI/ HPVA standard, UK BSI standard, JPIC Standard,
- 7) Veneer Thinkness: 0.30mm-0.60mm,

UV processed

The fancy plywood are usully processed with UV coated which can be used for more applications.

All Pre-finished must have 5 layers of UV coats with 3 epoxy/ polyester acrylate sealer coats and 2 premium epoxy acrylate UV top coats.

The prifinished UV plywood, Advanced sanding technology for a smoother, more beautiful appearance.UV finished surface reduces VOC (Volatile Organic Compounds) emissions.

More details please check the UV prefinished plywood catalog.

Applications

Fancy plywood are widely used for furniture, cabinets, doors, household decoration.



For information and price contact with Customer Service Rep or your Sales Representative.